

Form No. MGT-9

EXTRACT OF ANNUAL RETURN
As on the financial year ended 31st March, 2024

[Pursuant to section 92(3) of the Companies Act, 2013 and rule 12 (1) of the Companies (Management and Administration) Rules, 2014]

I. REGISTRATION AND OTHER DETAILS:

S. No.	Particulars	
1.	CIN	U66000DL1995PTC172311
2.	Registration Date	20/03/1995
3.	Name of the Company	SMC INSURANCE BROKERS PRIVATE LIMITED
4.	Category of the Company	Company Limited by Shares
5.	Sub-Category of the Company	Non-Government Company
6.	Address of the registered office and contact details	11/6-B, Shanti Chamber, Pusa Road, New Delhi-110005. Ph.No.011-66222266
7.	Whether listed company	No
8.	Name, Address and Contact details of Registrar and Transfer Agent, if any	Link Intime India private Limited, Noble Heights, 1 st Floor, Plot NH-2, C-1 Block LSC, Near Savita Market, Janakpuri, New Delhi- 110058, Ph No. 011-41410592, 011- 41410593, 011-41410594

II. PRINCIPAL BUSINESS ACTIVITIES OF THE COMPANY :

(All the business activities contributing 10 % or more of the total turnover of the company shall be stated)

S. No.	Name and Description of main products / services	NIC Code of the Product/ Service	% to total turnover of the
1.	Insurance Brokerage Income	66220	100




III. PARTICULARS OF HOLDING, SUBSIDIARY AND ASSOCIATE COMPANIES:

S. No.	Name & Address of the Company	CIN/GLN	Holding/ Subsidiary/ Associate	% of shares held	Applicable Section
1.	SMC Global Securities Limited* 11/6B, Shanti Chamber Pusa Road, New Delhi 110005	L74899DL1994PLC0 63609	Holding	90	2(46)

IV. SHARE HOLDING PATTERN (Equity Share Capital Breakup as percentage of Total Equity)

i) Category-wise Share Holding

Category of Shareholders	No. of Shares held at the beginning of the year[As on 01-April-2023}				No. of Shares held at the end of the year[As on 31-March-2024]				% Change during the year
	Demat	Physical	Total	% of Total Shares	Demat	Physical	Total	% of Total Shares	
A. Promoter's									
(1) Indian									
a) Individual/ HUF	--	--	--	--	--	--	--	--	--
b) Central Govt.	--	--	--	--	--	--	--	--	--
c) State Govt.(s)	--	--	--	--	--	--	--	--	--
d) Bodies Corp.	13500000	--	13500000	90	13500000	--	13500000	90	--
e) Banks / FI	--	--	--	--	--	--	--	--	--
f) Any other	--	--	--	--	--	--	--	--	--
Total shareholding of Promoter (A)	13500000		13500000	90	13500000	--	13500000	90	--



B. Public Shareholding									
1. Institutions									
a) Mutual Funds	--	--	--	--	--	--	--	--	--
b) Banks / FI	--	--	--	--	--	--	--	--	--
c) Central Govt.	--	--	--	--	--	--	--	--	--
d) State Govt.(s)	--	--	--	--	--	--	--	--	--
e) Venture Capital Funds	--	--	--	--	--	--	--	--	--
f) Insurance Companies	--	--	--	--	--	--	--	--	--
g) FIIs	--	--	--	--	--	--	--	--	--
h) Foreign Venture Capital Funds	--	--	--	--	--	--	--	--	--
i) Others (specify)	--	--	--	--	--	--	--	--	--
Sub-total (B)(1):-	--	--	--	--	--	--	--	--	--
2. Non-Institutions									
a) Bodies Corp.									
i) Indian	--	--	--	--	--	--	--	--	--
ii) Overseas	--	--	--	--	--	--	--	--	--
b) Individuals									
i) Individual shareholders holding nominal share capital upto ₹ 1 lakh	--	--	--	--	--	--	--	--	--
ii) Individual shareholders holding nominal share capital in excess of Rs 1	1500000	--	-	--	1500000	--	1500000	--	--



lakh									
c) Others (specify)									--
Non Resident Indians									
--NRI (Repat)	--	--	--	--	--	--	--	--	--
--NRI (Non- Repat)	--	--	--	--	--	--	--	--	--
Overseas Corporate Bodies	--	--	--	--	--	--	--	--	--
Foreign Nationals	--	--	--	--	--	--	--	--	--
Clearing Members	--	--	--	--	--	--	--	--	--
Trusts	--	--	--	--	--	--	--	--	--
Foreign Bodies - D R	--	--	--	--	--	--	--	--	--
Sub-total (B)(2):-	150 000 0	--	15000 00	10	15000 00	--	15000 00	10	--
Total Public Shareholding (B)=(B)(1)+ (B)(2)	100 000 0	--	10000 00	10	15000 00	--	15000 00	10	--
C. Shares held by Custodian for GDRs & ADRs	--	--	--	--	--	--	--	--	--
Grand Total (A+B+C)	150 000 00	--	15000 000	100	15000 000	--	15000 000	100	NIL



ii) Shareholding of Promoters (Including Promoter's Group):

Sl. No.	Shareholder's Name	Shareholding at the beginning of the year			Shareholding at the end of the year			% change in shareholding during the year
		No. of Shares	% of total Shares of the company	% of Shares Pledged/encumbered to total shares	No. of Shares	% of total Shares of the company	% of Shares Pledged/encumbered to total	
1.	SMC Global Securities Limited*	1350000 0	90	0	1350000 0	90	0	0
	Total	1350000 00	90	0	1350000 00	90	0	0

iii) Change in Promoters' Shareholding: No Change

S.No.	Particulars	Shareholding at the beginning of the year		Cumulative Shareholding during the year	
		No. of shares	% of total shares of the company	No. of shares	% of total shares of the company
1.	At the beginning of the year	-	-	-	-
2.	Date wise Increase / Decrease in Promoters Shareholding during the year specifying the reasons for increase / decrease (e.g. allotment /transfer / bonus/ sweat equity etc.):	-	-	-	-
3.	Sale of equity shares	-	-	-	-
4.	At the end of the year	-	-	-	-



iv) Shareholding Pattern of top ten Shareholders (other than Directors, Promoters and Holders of GDRs and ADR)

S. No.	For Each of the Top 10 Shareholders	Shareholding at the beginning of the year		Cumulative Shareholding during the year	
		No. of shares	% of total shares of the company	No. of shares	% of total shares of the company
1.	At the beginning of the year	-	-	-	-
2.	Date wise Increase / Decrease in Promoters Shareholding during the year specifying the reasons for increase /decrease (e.g. allotment / transfer / bonus/ sweat equity etc):	-	-	-	-
3.	At the end of the year	-	-	-	-

v) Shareholding of Directors and Key Managerial Personnel:

Sl. No.	For Each of the Directors and KMP	Shareholding at the beginning of the year		Cumulative Shareholding during the year	
		No. of shares	% of total shares of the company	No. of shares	% of total shares of the company
	Directors				
1.	Pravin Kumar Agarwal				
	At the beginning of the year	1500000	10	1500000	10
	Date wise Increase / Decrease in Shareholding during the year specifying the reasons for	-	-	-	-
	increase / decrease (e.g. allotment / transfer / bonus/ sweat equity etc):	-	-	-	-
	At the End of the year	1500000	10	1500000	10



VI. REMUNERATION OF DIRECTORS AND KEY MANAGERIAL PERSONNELS


A. Remuneration to Managing Director, Whole-time Directors and/or Manager:

(All figs. in ₹)

S. No.	Particulars of Remuneration	Mr. Pravin Kumar Agarwal (Whole Time Director)	Ms. Akanksha Gupta (Whole Time Director)	Total
1.	Gross salary			
	(a) Salary as per provisions contained in section 17(1) of the Income-tax Act, 1961	81,21,600	42,72,000	1,23,93,600
	(b) Value of perquisites u/s 17(2) Income-tax Act,1961	-	-	-
	(c) Profits in lieu of salary under section 17(3) Income- tax Act, 1961	-	-	-
2.	Stock Option	-	-	-
3.	Sweat Equity	-	-	-
4.	Commission	-	-	-
	- as % of profit	-	-	-
	- others, specify. (PF & NPS)	14,64,650	5,28,000	19,92,650
5.	Others, please specify (Performance Bonus, incentive & Dividend)	-	-	-
	Total (A)	95,86,250	48,00,000	1,43,86,250
	Ceiling as per the Act	Remuneration as per the provisions of Section 197 read with Schedule V the Companies Act, 2013		

B. Remuneration to other directors:

S. No.	Directors	Particulars of Remuneration			Total Amount (₹)
1.	Name of Independent Directors	Fee for attending board committee meetings	Commission	Others, please specify	
	Mr. Rajendra Prasad Mahipal	1,85,000	-	-	1,85,000
	Mr. Chandra Wadhwa	1,60,000	-	-	1,60,000
	Total (1)	3,45,000	-	-	3,45,000



2.	Name of Other Non-Executive Directors	Fee for attending board committee meetings	Commission	Others, please specify	
	Total (2)	-	-	-	-
	Total (B)=(1+2)	3,45,000	-	-	3,45,000
	Total Managerial Remuneration (A+B)	3,45,000	-	-	3,45,000
	Overall Ceiling as per the Act	Sitting fees as per Companies Act, 2013			

C. Remuneration to Key Managerial Personnel OTHER THAN MD/MANAGER/WTD:


S. No.	Particulars of Remuneration	Key Managerial Personnel			
		CEO NA	(Company Secretary)	(Chief Financial Officer)	Total (₹)
			Naveen Wishwabandhu	Sakshi Mehta	
1.	Gross salary	-			
	(a) Salary as per provisions contained in section 17(1) of the Income-tax Act, 1961	-	10,74,994	29,26,465	40,01,459
	(b) Value of perquisites u/s 17(2) Income-tax Act, 1961	-	-	-	-
	(c) Profits in lieu of salary under section	-	-	-	-
2.	Stock Option*	-	-	-	-
3.	Sweat Equity	-	-	-	-
4.	Commission	-	-	-	-
	- as % of profit	-	-	-	-
	- others, specify...(PF & NPS)	-	-	1,47,553	1,47,553-
5.	Others, please specify	-	-		
	Total	-	10,74,994	30,74,018	41,49,012



VII. PENALTIES/PUNISHMENT/COMPOUNDING OF OFFENCES:

Type	Section of the companies act	Brief description	Details of penalty/punishment / compounding fees	Authority (RD/NCLT/IRDA/Court)	Appeal made, if any (give details)
A. COMPANY					
Penalty	-	-	-	The IRDAI vide its order dated 08.01.2020 having Reference No. <u>IRDA/INT/MISC/ORD/014/01/2020</u> has imposed a penalty for an amount of ₹ 3,00,00,000/- for non-compliance with MISP Guidelines	The Appeal against order no IRDA/INT/MISC/C/ORD/014/01/2020 has been filed by the Company before the Securities Appellate Tribunal Mumbai. The matter is sub judice
Punishment	-	-	-	-	-
Compounding	-	-	-	-	-
B. DIRECTORS					
Penalty	-	-	-	-	-
Punishment	-	-	-	-	-
Compounding	-	-	-	-	-
C. OTHER OFFICERS IN DEFAULT					
Penalty	-	-	-	-	-
Punishment	-	-	-	-	-

For SMC Insurance Brokers Private Limited




Pravin Kumar Agarwal
(Chairman & Whole Time Director)
DIN : 00197478




Ajay Garg
(Director)
DIN: 00003166

Place: New Delhi
Date: 30/04/2024